

4 Wheel 80V Electric Counterbalance Forklift

FHB 4.0-5.5 tonnes

EFFICIENCY

COMFORT

SAFETY

TCM
Trusted Partner



TCM
Always Evolving

FHB 4.0-5.5 tonnes

REMARKABLE LEVELS OF OPERATOR COMFORT:

Near silent running to dramatically reduce noise pollution and restore clear thinking combined with ergonomic, intuitive design to maintain good posture, improve visibility and boost productivity.

- The quietest hydraulic pump in the market + near silent drive units help eliminate operator fatigue and stress induced by noise pollution.



EFFORTLESS CONTROL

- Hydraulic control levers have been ergonomically positioned to optimise comfort and are fitted as standard.



WIDE RANGE OF CUSTOMISABLE CONTROL OPTIONS:


- **Electronic finger tip control with innovative armrest** enabling fully productive operation without the need to lift the hand.
- **Dual joystick hydraulic controls** for enhanced control and functionality especially if thick gloves are necessary.
- **Mini Steering Wheel** - for precise control, increased forward visibility and ultimate operator ergonomic posture.
- **Tilt Levelling** - will automatically bring forks to horizontal position.
- **Release interlock** - to prevent accidental opening if clamp attachment is fitted.

COMFORT



IMPROVED ON/OFF ACCESS

- **Low step height**, designed for easy access.
- **Larger Operator space with fully adjustable seat, armrest and steering wheel** for greater comfort and improved driving posture, reducing the strain for both smaller and larger drivers (up to size 50 EU shoe).
- **Long-handled grab bar** for all driver heights + **curved battery cover** to aid swift, smooth and safe entry/exit.



IN/OUT WORKING OPTIONS

Spacious, enclosed cabin for protection against the elements with:

- **Intuitively integrated air conditioning and instant heat** for comfortable working in hot and cold environments, with fast demisting.
- **Excellent ventilation** – gliding side windows, 10cm opening rear window or fully opening for easy exit.
- **Impressive controls' protection for most climates** – showerproof and designed for outdoor use.
- **Increased cabin stability** – Rubber mounted to minimise micro-vibrations.



TCM
Always Evolving

FHB 4.0-5.5 tonnes

**INSTANT TORQUE WITH LOW ENERGY CONSUMPTION,
ZERO EMISSIONS, ZERO POLLUTION &
ZERO VIBRATIONS**

Delivered by powerful energy efficient
twin 16kW drive motors



BOOST FEATURES

- **Power Boost**

Accelerator kickdown provides an instant boost in power when needed for improved productivity.


- **Torque Boost**

Automatically adjusts motor torque to maintain speeds over ramps and inclines. Comparable to engine truck uphill performance.



INCREASED DRIVE SENSITIVITY AND AGILITY

- **Adaptive speed control** with rapid response to foot movement for smooth transition of power.
- **Independently controlled drive motors combined with 100+ degree steer axle** deliver impressive 4 wheel steering and improved tight space agility.
- **Simulated Differential Lock** finds best available traction in slippery conditions. Can be preset to action automatically via Trucktool.®*



* **TRUCKTOOL®** Diagnostics

Create precise and targeted adjustments tailored to customers' specifications.

Easy access to speedy fault diagnostics with step-by-step servicing advice.

EFFICIENCY



CLEAR & INFORMATIVE DISPLAY

Clarity of message and easily visible displays are key for operator efficiency without distractions and delays

- One glance access to messages for lifting and loading, alarms, instructions, and user-friendly guidance.
- Colour coded for message clarity and visible at the appropriate time.
- Display unit within the field of vision but without distracting the operator.
- Crystal clear display - even visible from alongside the truck.
- **Equipment Bar to attach options** positioned to right of the dashboard for uninterrupted view of displays.



EASY/SWIFT BATTERY EXCHANGE

- Quick release locks +180 degree-opening door aids swift battery changes and simplifies battery water level checks (*lead acid*).
- **Plug 'n' Go Charging** - Battery can be charged without opening doors or latches.



LONGER LIFE



HIGHER EFFICIENCY



LONGER RUNTIME



CONSISTENT PERFORMANCE



FASTER CHARGING



NO MAINTENANCE



INBUILT PROTECTION

Lithium-ion batteries can offer real advantages over lead-acid batteries, particularly in high energy, multi-shift, and 24/7 applications. When it comes to Total Cost of Ownership (TCO), TCM can advise you on the most cost-effective energy solution you will need to meet all your operational requirements.

TCM
Always Evolving

FHB 4.0-5.5 tonnes

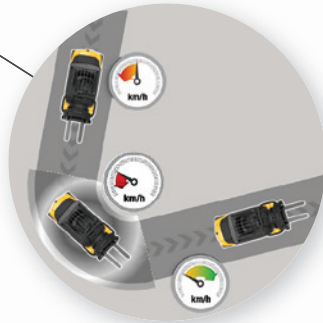
ALL ROUND VISIBILITY, ULTIMATE BALANCE AND SUPERIOR LIFT CONTROLS, ENHANCING OPERATOR SAFETY



STABILITY SUPPORT SYSTEM

IMPRESSIVE STABILITY AND CONTROL:
Advanced driver assistance reducing risks when operating the truck (standard on all FHB-F1 models)

- **Curve Control** calculates and adjusts speeds according to the steering angle.
- **Hill hold** prevents truck from rolling back when on a ramp
- **Load sensing system** constantly monitors the combination of truck, lift, tilt speeds and load weight to automatically make performance adjustments to maintain optimal truck stability at all times.
- **Improved mast sway control** for higher lifts – both tilting and side shift operation (optional)
- **Adaptive lowering control** for fast, smooth and even lowering, including the heaviest loads.



- Long handled Grab Bar in line with pillar

- Low and narrow window beam to optimize vision



VISIBILITY



SAFETY



OUTSTANDING PERIPHERAL VISION

for greater awareness and clear line of sight when positioning, loading and manoeuvring, even in tight spaces

- Re-engineered Narrow Mast for improved visibility

- Low mounted windshield wiper

- Narrow Dash and handy options bar positioned for better view



LIGHTING PACKAGE OPTIONS

WORKING, SAFETY and DRIVING LIGHTS for increased confidence in low level light environments

- **Working lights** - Mast (standard fit), OHG and Rear Mounted - illuminating the load and surroundings, not the truck.
- **Safety lights** - Red Line and Spots define safe boundaries around truck and activate depending on direction of travel.
- **Driving lights** - Low beam front, stop and tail + turn indicators and (optional) beacon.
- **Emergency Button** - Intuitively positioned for rapid access.




- Seat, Steering Wheel and Dashboard positions optimised for Front visibility without compromising operator Entry/Exit.



**NEW
SAFETY
LIGHTS
OPTION**



TCM
Always Evolving



MODEL	LOAD CAPACITY (KG)	LOAD CENTRE DISTANCE (MM)	OVERALL LENGTH (MM)	OVERALL WIDTH (MM)	TURNING CIRCLE RADIUS (MM)	TRAVEL SPEED, WITH/ WITHOUT LOAD (KM/H)
FHB40-E1	4000	500	4025	1370	2289	18 / 20
FHB45-E1	4500	500	4025	1370	2289	18 / 20
FHB50C-E1	4990	500	4025	1450	2289	18 / 20
FHB50-E1	4990	500	4170	1450	2434	18 / 20
FHB50H-E1	5000	600	4190	1450	2434	18 / 20
FHB55H-E1	5500	600	4190	1450	2434	18 / 20

Li-ION

Lithium-ion batteries can offer real advantages over lead-acid batteries, particularly in high energy, multi-shift, and 24/7 applications. When it comes to Total Cost of Ownership (TCO), TCM can advise you on the most cost-effective energy solution you will need to meet all your operational requirements.



LONGER LIFE



HIGHER EFFICIENCY



LONGER RUNTIME



CONSISTENT PERFORMANCE



FASTER CHARGING



NO MAINTENANCE



INBUILT PROTECTION



info@tcm.eu | tcm.eu

TCM
Always Evolving

Mitsubishi Logisnext Europe BV reserves the right to make any changes without notice concerning colours, equipment or specifications detailed in this brochure, or to discontinue individual models. The colours of vehicles delivered may differ slightly from those in this brochure. The specifications vary for different countries depending on local market conditions. Please consult your local dealer to ensure that the vehicle delivered accords with your expectations. All values are determined based on the standard condition and may vary, due to motor and system tolerances, condition of the truck and operational conditions. Some equipment shown on photos are optional. CEBT2138